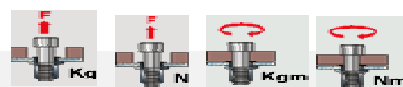
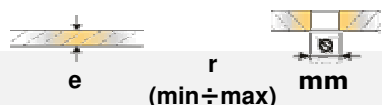
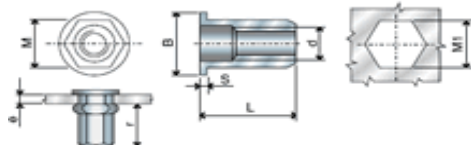


FTTE - INOX / A2

**Inserti filettati in acciaio inox
a testa cilindrica gambo esagonale**



	d	e	r (min÷max)	mm	D	B	S	L	Kq	N	Kgmm	Nm
M4 FTTE		0,5 ÷ 2	6 ÷ 6,5	6	5,9	9	1	11	540	5300	0,7	7
M5 FTTE		0,5 ÷ 3	7,2 ÷ 7,7	7	6,9	10	1	14	1233	12100	1,4	14
M6 FTTE		0,5 ÷ 3	9,3 ÷ 9,7	9	8,9	13	1,5	16	1662	16300	2,2	22
M8 FTTE		0,5 ÷ 3	11,6 ÷ 12,2	11	10,9	16	1,5	18	3012	29550	3,2	32